

1. Name of Listed Entity: TECIL Chemicals and Hydro Power Limited
2. Scrip Code/Name of Scrip/Class of Security: TECILCHEM
3. Share Holding Pattern Filed under: 31b
4. Share Holding Pattern as on :31-Dec-2019

5. Declaration: The Listed entity is required to submit the following declaration to the extent of submission of information:-

S. No.	Particulars	Yes/No
1	Whether the Listed Entity has issued any partly paid up shares?	No
2	Whether the Listed Entity has issued any Convertible Securities?	No
3	Whether the Listed Entity has any shares against which depository receipts are issued?	No
4	Whether the Listed Entity has any shares in locked-in?	No
5	Whether any shares held by promoters are pledged or otherwise encumbered?	No
6	Whether the Listed Entity has issued any differential Voting Rights?	No
7	Whether the Listed Entity has issued any Warrants ?	No
8	Whether the listed entity has any significant beneficial owner?	No



Table I-Summary Statement holding of specified securities

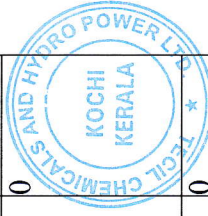
Category (I)	Category of shareholder (II)	Nos. of shareholders (III)	No. of fully paid up shares held (IV)	No. of Partly paid-up equity shares held (V)	No. of shares underlying Depository Receipts (VI)	Total nos. shares held (VII) = (IV)+(V)+(VI)	Shareholding as a % of total no. of shares (calculated as per SCRR, 1957) (VIII)	Number of Voting Rights		No. of Shares Underlying Outstanding convertible securities (including Warrants) (X)	Shareholding as a % assuming full conversion of convertible securities (asa percentage of diluted share capital) (XI) = (VII)+(X)	Number of Locked in shares (XII)	Number of Shares pledged or otherwise encumbered (XIII)	Number of equity shares held in dematerialized form (XIV)
								Total no. of Voting Rights (IX)	Total no. of Voting Rights (IX)					
							Asa % of (A+B+C2)	No. of Voting Rights (IX)	Total no. of Voting Rights (IX)	No. of Shares Underlying Outstanding convertible securities (including Warrants) (X)	Shareholding as a % assuming full conversion of convertible securities (asa percentage of diluted share capital) (XI) = (VII)+(X)	Number of Locked in shares (XII)	Number of Shares pledged or otherwise encumbered (XIII)	Number of equity shares held in dematerialized form (XIV)
							Asa % of (A+B+C2)	Class seg: X	Total no. of Voting Rights (IX)	No. of Shares Underlying Outstanding convertible securities (including Warrants) (X)	Shareholding as a % assuming full conversion of convertible securities (asa percentage of diluted share capital) (XI) = (VII)+(X)	Number of Locked in shares (XII)	Number of Shares pledged or otherwise encumbered (XIII)	Number of equity shares held in dematerialized form (XIV)


A	Promoter & Promoter Group	3	9047582	0	0	904758	47.71	90470	9047582	47.71	0	0	0	0	0	0	0	9047582
B	Public	22090	9916118	0	0	9916118	52.29	99160	9916118	52.29	0	0	0	0	0	0	0	1642999
C	Non Promoter-Non Public	0	0	0	0	0	0	0	0	0	0	0	0	0	0	0	0	0
C1	Shares underlying DRs	0	0	0	0	0	0	0	0	0	0	0	0	0	0	0	0	0
C2	Shares held by Employee Trusts	0	0	0	0	0	0	0	0	0	0	0	0	0	0	0	0	0
	Total	22093	1896370	0	0	1896370	100	18960	1896370	100	0	0	0	0	0	0	0	10690581



Table II- Statement showing shareholding pattern of the Promoter and Promoter Group

Category & Name of the Shareholders (I)	PAN (II)	No. of share holder (III)	No. of fully paid up equity share held (IV)		Partly paid-up equity shares held (V)	Nos. of shares underlying Depository Receipts (VI)	Total nos. shares held (VII) = IV+V+VI	Shareholding % calculate as per SCRR, 1957 (VIII)	Number of Voting Rights (IX)			No. of Shares Underlying Outstanding convertible securities (including Warrants) (X)	Shareholding % assuming full conversion of convertible securities (XI) = (VII)+(X)asa % of A+B+C2	Number of Locked in shares (XII)	Number of Shares (XIII)		Number of equity shares in dematerialized form (XIV)	
			Class X	Class Y					Total	No. (a)	As a % of total Share held (b)				No. (a)	As a % of total share reshel d (b)		
1		0	0	0	0	0	0	0	0	0	0	0	0	0	0	0	0	
a		0	0	0	0	0	0	0	0	0	0	0	0	0	0	0	0	
b		0	0	0	0	0	0	0	0	0	0	0	0	0	0	0	0	
c		0	0	0	0	0	0	0	0	0	0	0	0	0	0	0	0	
d		0	0	0	0	0	0	0	0	0	0	0	0	0	0	0	0	
Sub-Total (A)(I)		0	0	0	0	0	0	0	0	0	0	0	0	0	0	0	0	
2		0	0	0	0	0	0	0	0	0	0	0	0	0	0	0	0	
a		3	904750	82	0	0	904758	47.71	904750	82	904758	47.71	0	0	0	0	0	9047582






	Individuals)																							
VARGHESE KURIAN . 56E	ADO I PV50	881500	0	881509	46.48	881500	881500	46.48	0	0	46.48	0	0	881509	46.48	881500	881500	46.48	0	0	46.48	0	0	8815092
LIZHYAMM A KURIAN . 3M	CERP I K599	167980	0	167980	0.89	167980	167980	0.89	0	0	0.89	0	0	167980	0.89	167980	167980	0.89	0	0	0.89	0	0	167980
JEEBEN VARGHESE KURIAN .	DGIP I K410	645100	0	64510	0.34	645100	645100	0.34	0	0	0.34	0	0	64510	0.34	645100	645100	0.34	0	0	0.34	0	0	64510
Government		0	0	0	0	0	0	0	0	0	0	0	0	0	0	0	0	0	0	0	0	0	0	0
Institutions		0	0	0	0	0	0	0	0	0	0	0	0	0	0	0	0	0	0	0	0	0	0	0
Foreign Portfolio Investor		0	0	0	0	0	0	0	0	0	0	0	0	0	0	0	0	0	0	0	0	0	0	0
Any Other (specify)		0	0	0	0	0	0	0	0	0	0	0	0	0	0	0	0	0	0	0	0	0	0	0
Sub-Total (A)(2)		904750	0	904758	47.71	904750	904750	47.71	0	0	47.71	0	0	904758	47.71	904750	904750	47.71	0	0	47.71	0	0	9047582
Total Shareholding of Promoter and Promoter Group (A) = (A)(1)+(A)(2)		904750	0	904758	47.71	904750	904750	47.71	0	0	47.71	0	0	904758	47.71	904750	904750	47.71	0	0	47.71	0	0	9047582

Table III - Statements showing shareholding pattern of the Public shareholder

Category & Name of the Shareholders (i)	PAN (ii)	Nos. of shareholder (ii)	No. of fully paid up equity shares held (iV)	Partly paid up equity shares held (iV)	Nos. of shares underlying Depository Receipts (Vi)	Total nos. shares held (VII = IV+V+VI)	Shareholding % calculated as per SCRR, 1957 A+B+C2) VIII	Number of Voting Rights (IX)		Total shares held, as assumed on conversion of convertible securities (including Warrants) (X)	Number of Locked-in Shares (XII)		Total Shares (a) + (b)	Number of Shares pledged or otherwise encumbered (XIII)	Number of Equity Shares held in dematerialized form (XIV)			
								No. of Voting Rights	% of Total Voting		No. (a)	% of Total			No. (No. tap)	% of Total	No. (a)	% of Total
VARGHESE KURIAN . 56E		1	881500	0	0	881500	46.48	881500	46.48	0	0	0	0	881500	46.48	881500	46.48	
LIZHYAMM A KURIAN . 3M		1	167980	0	0	167980	0.89	167980	0.89	0	0	0	0	167980	0.89	167980	0.89	
JEEBEN VARGHESE KURIAN .		1	645100	0	0	645100	0.34	645100	0.34	0	0	0	0	645100	0.34	645100	0.34	
Government		0	0	0	0	0	0	0	0	0	0	0	0	0	0	0	0	0
Institutions		0	0	0	0	0	0	0	0	0	0	0	0	0	0	0	0	0
Foreign Portfolio Investor		0	0	0	0	0	0	0	0	0	0	0	0	0	0	0	0	0
Any Other (specify)		0	0	0	0	0	0	0	0	0	0	0	0	0	0	0	0	0
Sub-Total (A)(2)		3	904750	0	0	904750	47.71	904750	47.71	0	0	0	0	904750	47.71	904750	47.71	
Total Shareholding of Promoter and Promoter Group (A) = (A)(1)+(A)(2)		3	904750	0	0	904750	47.71	904750	47.71	0	0	0	0	904750	47.71	904750	47.71	

															Capital (X)	Shareholding (b)	Preference (a)	Residual (Not applicable) (b)
1	Institutions	0	0	0	0	0	0	0	0	0	0	0	0	0	0	0	0	0
a	Mutual Funds/ Venture Capital Funds	4	11930	0	11930	0.06	0	0.06	0	0	0	0	0	0	0.06	0	0	0
b	Alternate Investment Funds	0	0	0	0	0	0	0	0	0	0	0	0	0	0	0	0	0
c	Foreign Venture Capital Investors	0	0	0	0	0	0	0	0	0	0	0	0	0	0	0	0	0
d	Foreign Portfolio Investors	0	0	0	0	0	0	0	0	0	0	0	0	0	0	0	0	0
e	Financial Institutions/ Banks	9	10980	0	10980	5.79	0	5.79	0	0	0	0	0	0	5.79	0	0	954440
g	Insurance Companies	1	65320	0	65320	0.34	0	0.34	0	0	0	0	0	0	0.34	0	0	0
h	Provident Funds/ Pension Funds	0	0	0	0	0	0	0	0	0	0	0	0	0	0	0	0	0
i	Any Other (specify)	0	0	0	0	0	0	0	0	0	0	0	0	0	0	0	0	0
	Sub-Total (B)(1)	14	117530	0	117530	6.19	0	6.19	0	0	0	0	0	0	6.19	0	0	954440
2	Central Government/ State Government(s)	2	436270	0	436270	2.3	0	2.3	0	0	0	0	0	0	2.3	0	0	0





c	with RBI Employee Trusts	0	0	0	0	0	0	0	0	0	0	0	0	0	0	0	0	0	0	0							0	
d	Overseas Depositories (holding DRs) (balancing figure)	0	0	0	0	0	0	0	0	0	0	0	0	0	0	0	0	0	0	0	0	0	0	0	0	0	0	
e	Any Other (specify)	49	390750	0	390755	2.06	390750	5	390750	390750	2.06	2.06	2.06	0	0	0	0	0	0	0	0	0	0	0	0	0	0	162230
	Sub-Total (B)(3)	22074	830450	0	830451	43.79	830450	18	830450	830450	43.79	43.79	43.79	0	0	0	0	0	0	0	0	0	0	0	0	0	688559	
	Total Public Shareholding (B)= (B)(1)+(B)(2) +(B)(3)	22090	991610	0	991611	52.28	991610	18	991610	991610	52.28	52.28	52.28	0	0	0	0	0	0	0	0	0	0	0	0	0	1642999	








Table II- Unclaim Details

Details of Shares which remain unclaimed may be given here along with details such as number of shareholders, outstanding shares held in demat/unclaimed suspense account, voting rights which are frozen etc.	No of share held
No. of shareholders	

Table III- Unclaim Details

Details of Shares which remain unclaimed may be given here along with details such as number of shareholders, outstanding shares held in demat/unclaimed suspense account, voting rights which are frozen etc.	No of share held
No. of shareholders	

Table III- Person in Concert

Details of the shareholders acting as persons in Concert including their Shareholding		
Name of shareholder	No. of share	Holding %

